


Exceptional doors for unparalleled beauty, energy efficiency, security and operating ease.

6000 Series Sliding Patio Doors



Gorell 6000 Series Sliding Doors— Designed for Beauty, Built to Last.



Gorell 6000 Series sliding vinyl patio doors are designed for much more than beauty. These engineering marvels are designed to provide smooth, dependable gliding operation—day in and out. Not for one or two years, but for decades—and without service or maintenance!

These doors are engineered for exceptional thermal performance, allowing you to grace your home with large expanses of glass so that you can experience the outdoors from within the comfort of your home. The tight, secure closure they provide helps to keep your home comfortable—and your heating and cooling costs low.


More importantly, they keep your loved ones safe and secure from injury or intrusion. 6000 Series doors feature strong multi-chambered frames, two independent locking systems and tempered safety glass—all standard—for added strength and security. For even greater protection against intruders, select Armor Glass® Plus laminated security glass, which was featured on Discovery Channel's "It Takes a Thief."

Gorell[®]
WINDOWS & DOORS
www.gorell.com



6000 Series Standard Features

1. Heavy-duty frames and sashes are fused together at all twelve of the corners at temperatures near 500° F. This solid one-piece frame design provides maximum strength and resistance to water and air infiltration, unlike many other vinyl doors that are screwed together.
2. Frames feature eight separate “sealed air” chambers to improve insulating properties.*
3. Aluminum-reinforced door panels provide exceptional strength and durability.*
4. Automotive-type glazing creates a super-tight seal.*
5. Special premium-grade weather stripping helps to keep your door airtight.*
6. Solid color-matched handles—designed to ergonomically follow the contours of your hand—are elegantly styled and corrosion resistant.
7. Secondary dead bolt fastens the operating door panel into the master frame at the top, providing greater security—and eliminating the need for the broomstick behind the door.
8. Easily adjustable, 100 percent vinyl screen frames are heat-fused at the corners and top-hung so that they stay on track and operate smoothly for decades.



* Features not visible in photograph because of their location inside the door frame.

9. Unique angled key locks make it easier to access and operate the door lock without scraping knuckles.



10. Intercept® warm-edge spacer system reduces heat loss through the glass and is rated high for seal longevity.



11. Zinc-plated solid-steel ball-bearing tandem rollers ensure quiet, exceptionally smooth gliding operation.



OPTIONS TO MAKE YOUR NEW DOOR BEAUTIFUL AND ENERGY EFFICIENT


COLOR AND WOODGRAIN OPTIONS

Coordinate or contrast your new door by selecting from soft white, almond or woodgrain interior colors and numerous optional exterior colors, including almond and white vinyl.

INTERIOR COLORS



EXTERIOR COLORS



Printed images of colors vary, so please ask your window professional to see actual samples.



HARDWARE OPTIONS

Beautiful brass or brushed silver hardware options add a touch of elegance to the interior of Gorell doors.

DECORATIVE GLASS

6000 Series doors are available with beautiful stained and leaded glass designs, exquisite V-grooved patterns and etched glass designs.



HIGH-PERFORMANCE GLASS SYSTEMS

Gorell offers numerous unique high-performance glass systems that are designed to provide the level of comfort, thermal performance and security that you want in your home.